


FUEL SYSTEM/CARBURETION


Carburetor Assembly - Keihin

9. If jets were removed, install mid-range jet, idle jet, and main jet.

The main jet is located on the reverse side of the jet block on some models.




10. Install metering diaphragm and *then* gasket, aligning holes in diaphragm and gasket with pins.



11. Apply Loctite 242 (Blue) to screws and install diaphragm cover with drain hole facing downward, toward throttle plate. Use care when using Loctite™ to ensure it doesn't get in the carburetor or on linkages.

12. Grease all exposed shafts and springs with Polaris Premium All Season Grease.

Polaris Premium All Season Grease
PN 2871322 3 oz. Cartridge
PN 2871423 14 oz. Cartridge



13. Synchronize carburetors. See page 3.45.