

# LUBRICATION POINTS

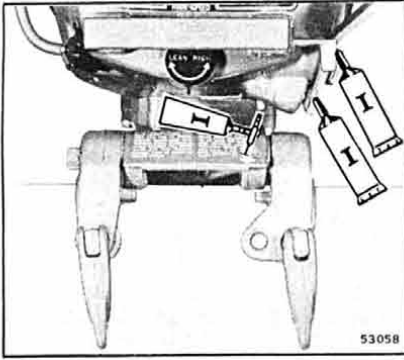


Figure 2-3. Steering Handle Pivot and Detent

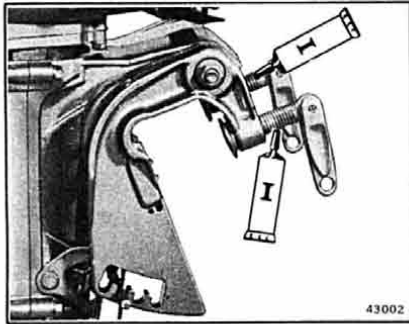


Figure 2-4. Clamp Screws

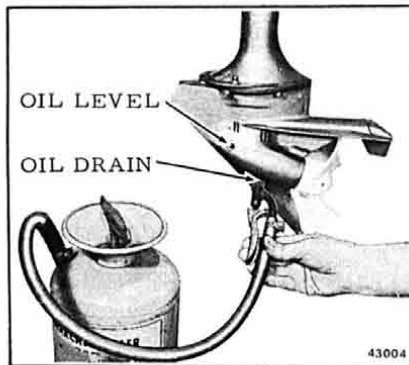


Figure 2-5. Weedless Gearcase

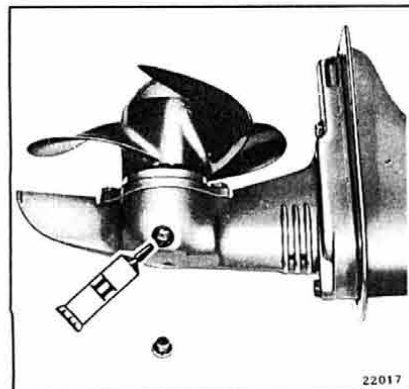


Figure 2-6. Standard Gearcase




Figure 2-1. Port Side, Weedless Gearcase




Figure 2-2. Starboard Side, Standard Gearcase




Figure 2-7. Starter Pinion




Figure 2-8. Cam Follower




Figure 2-9. Carburetor Linkage and Choke Rod