


MAINTENANCE

- Use this procedure to loosen or tighten the shift linkage cable as needed.



FUEL SYSTEM AND AIR INTAKE

Fuel System

WARNING

Gasoline is extremely flammable and explosive under certain conditions.

Always stop the engine and refuel outdoors or in a well ventilated area.

Do not smoke or allow open flames or sparks in or near the area where refueling is performed or where gasoline is stored.

Do not overfill the tank. Do not fill the tank neck. If you get gasoline in your eyes or if you swallow gasoline, seek medical attention immediately.

If you spill gasoline on your skin or clothing, immediately wash it off with soap and water and change clothing.

Never start the engine or let it run in an enclosed area. Engine exhaust fumes are poisonous and can result loss of consciousness or death in a short time.

Never drain the fuel when the engine is hot. Severe burns may result.


Fuel Lines

- Check fuel lines for signs of wear, deterioration, damage or leakage. Replace if necessary.
- Be sure fuel lines are routed properly and secured with cable ties. **CAUTION:** Make sure lines are not kinked or pinched.
- Replace all fuel lines every two years.

Fuel Filter (Carb Models)

The fuel filter should be replaced in accordance with the Periodic Maintenance Chart or whenever sediment is visible in the filter.

- Remove line clamps at both ends of the filter (A).
- Remove fuel lines from filter (A).

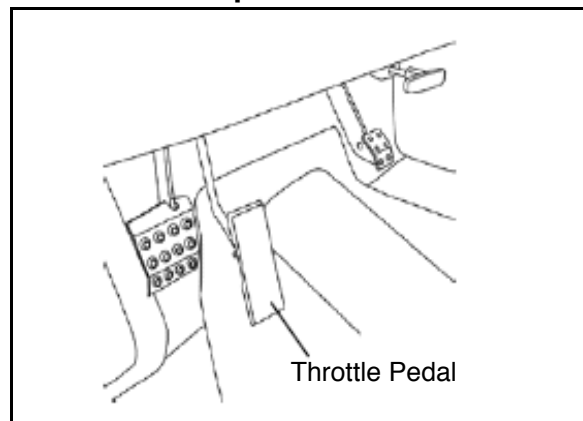


- Install new filter and clamps onto fuel lines with arrow pointed in direction of fuel flow.
- Install clamps on fuel line.
- Start engine and inspect for leaks.

Vent Lines

- Check fuel tank, oil tank, carburetor, and transmission vent lines for signs of wear, deterioration, damage or leakage. Replace every two years.
- Be sure vent lines are routed properly and secured with cable ties. **CAUTION:** Make sure lines are not kinked or pinched

Throttle Pedal Inspection



If the throttle pedal has excessive play due to cable stretch or cable misadjustment, it will cause a delay in throttle speed. Also, the throttle may not open fully. If the throttle pedal has no play, the throttle may be hard to control, and the idle speed may be erratic.